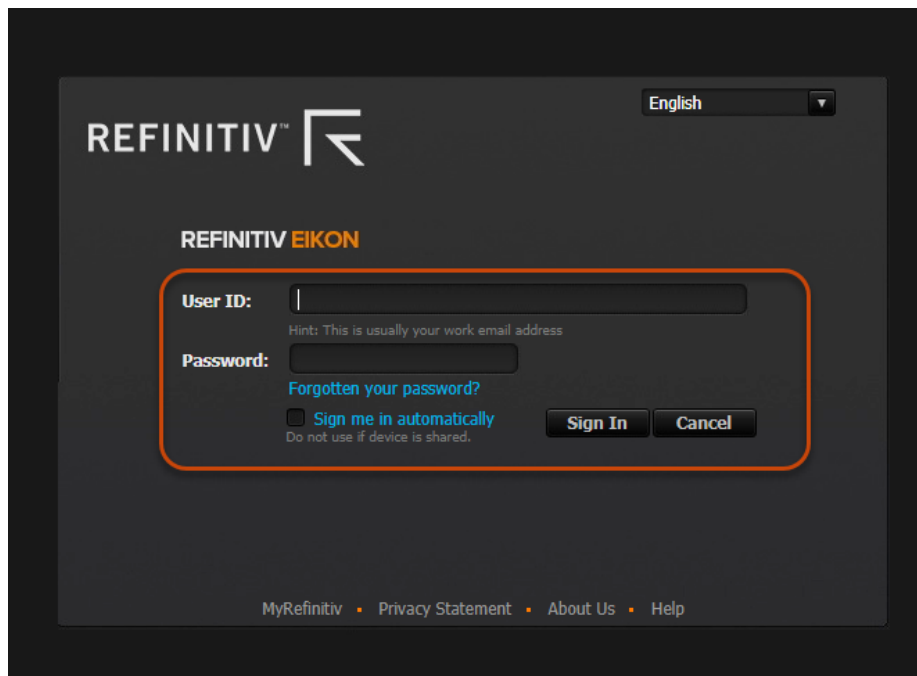
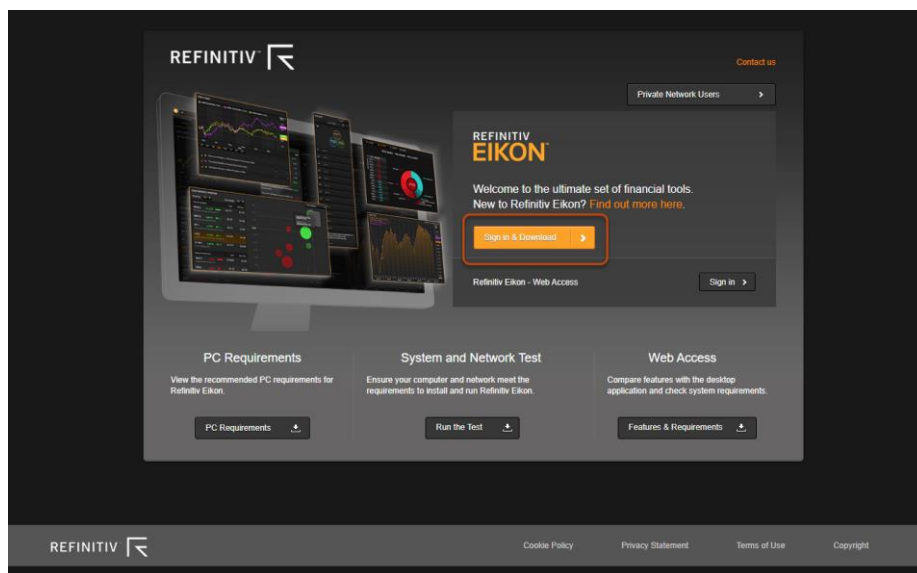


Refinitiv EIKON (Datastream)

<http://eikon.thomsonreuters.com/index.html>

You can download the program to your computer (Sign in & download).

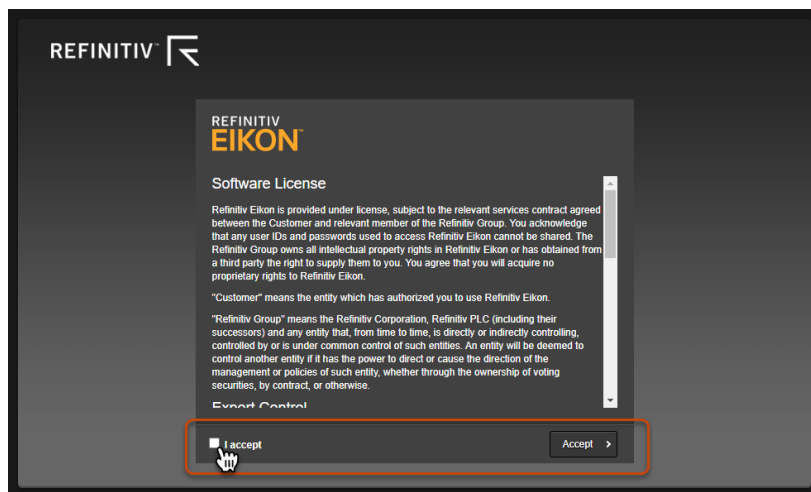
(If you have MAC- read more at the end of the documentⁱ).



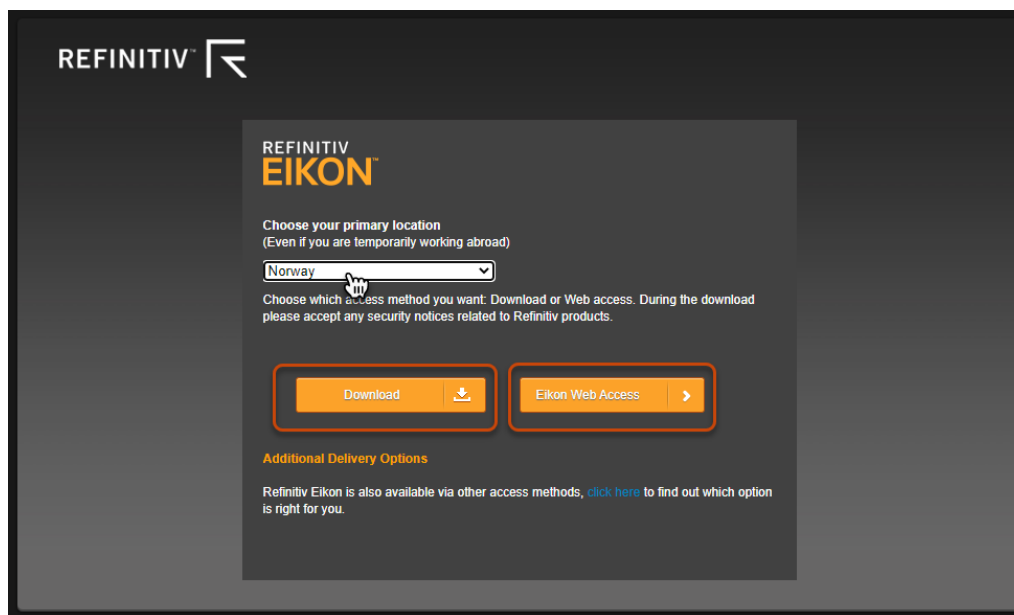
You'll have to log in after sign in & download.

Contact the library front desk for User ID and Password.

We only have three licenses, and therefore it is important that you sign out after use.



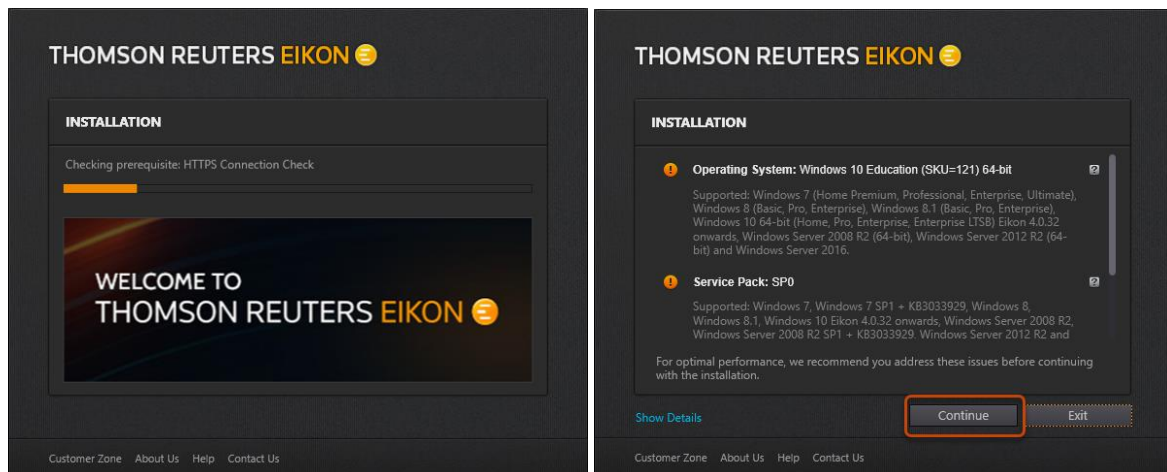
Accept the terms and press Accepts to start the software downloading.



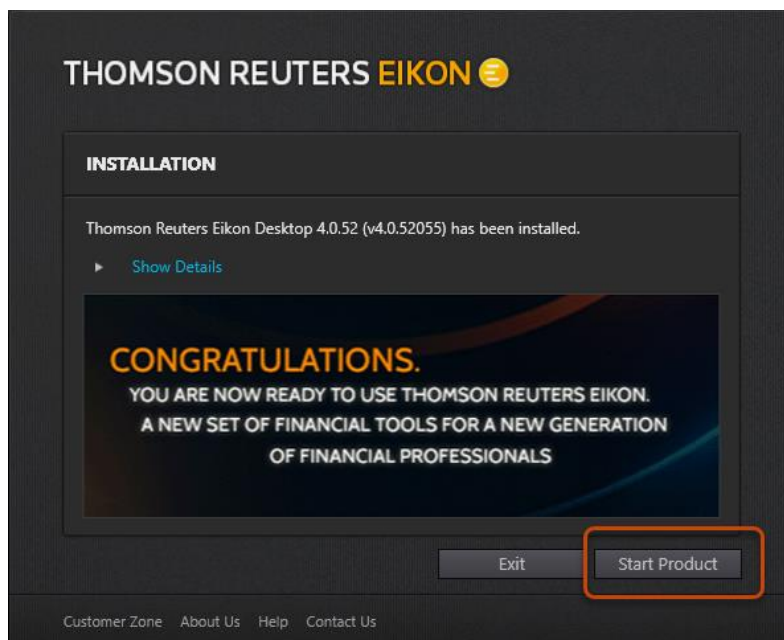
Choose country.

You can choose if you want to use the online version or if you want to download it to your computer.

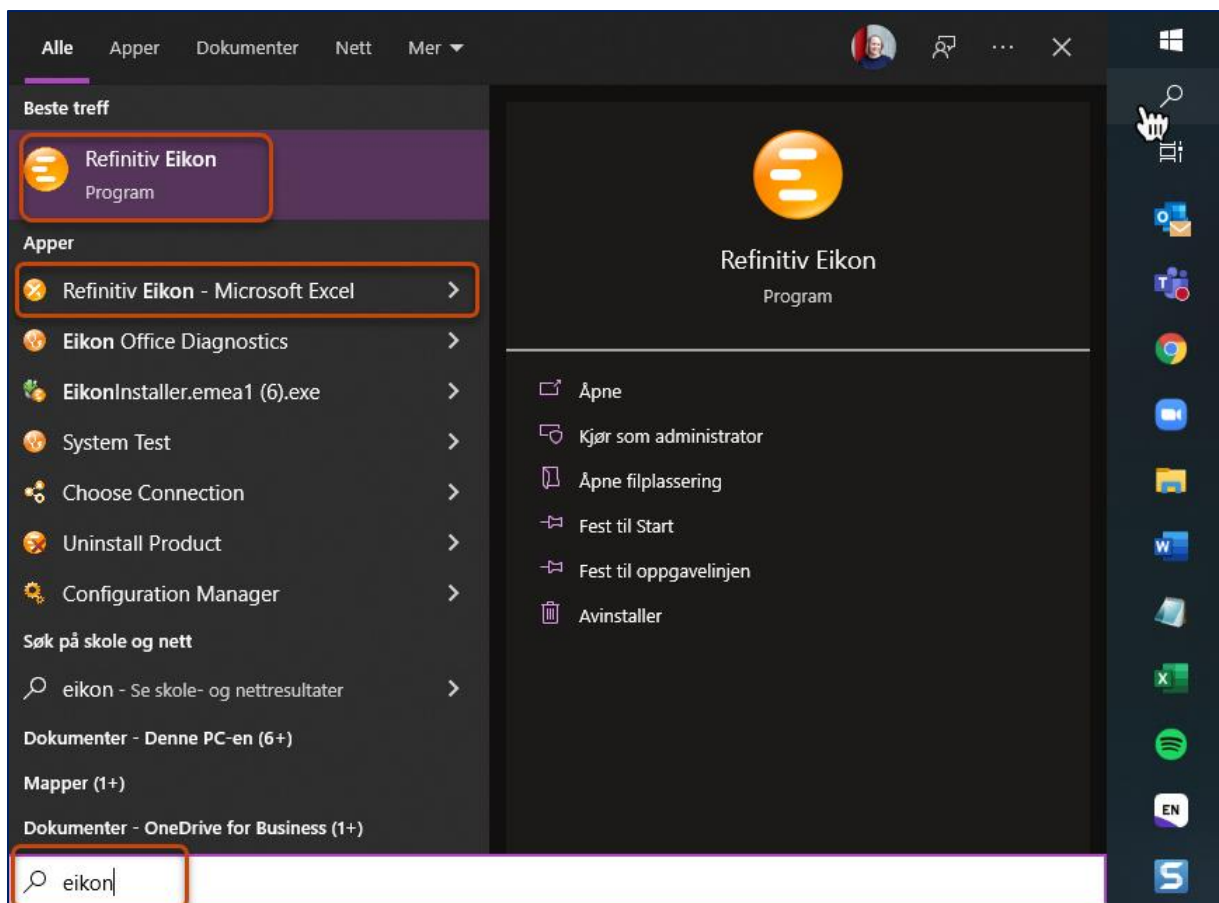
- Eikon Web Access enables you to access Eikon's leading content, news, apps, and workflow directly through your browser.
- To take advantage of the full desktop experience, though, you need to download and install Eikon.



When the downloading is done, and you are ready to install, EIKON recommend that you read thru the installation point and then press Continue.



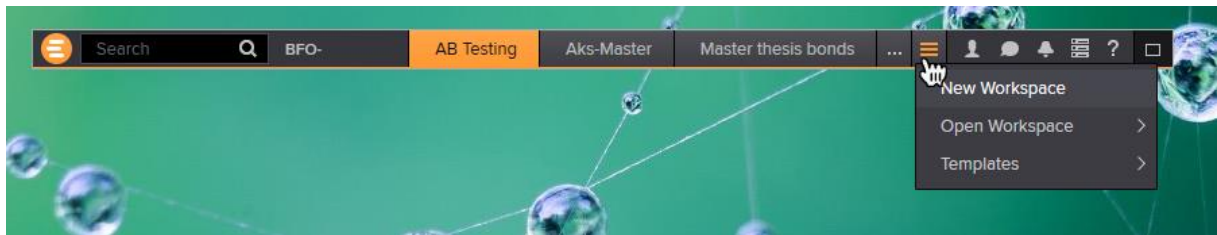
You can now start using the program.



Search for EIKON on your computer and open it.

You can also open the Refinitive Eikon Microsoft Excel app to use Datastream in Excel.

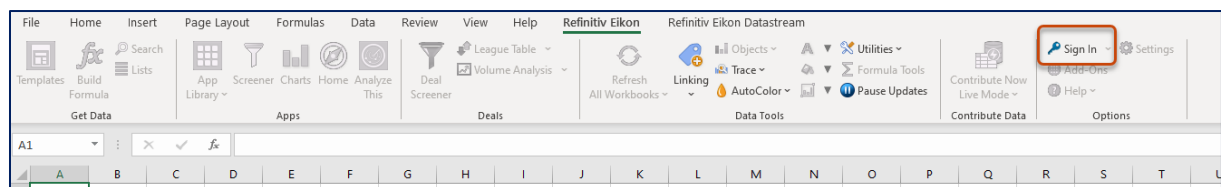




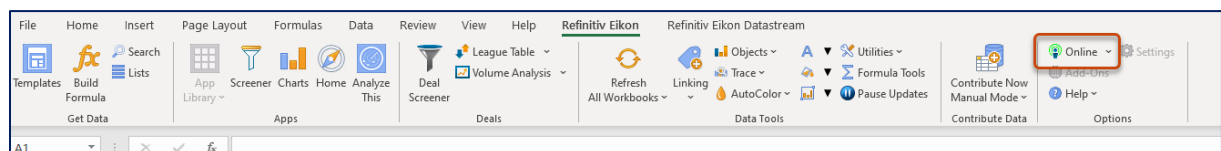
Remember to sign out after use.

App for Excel.

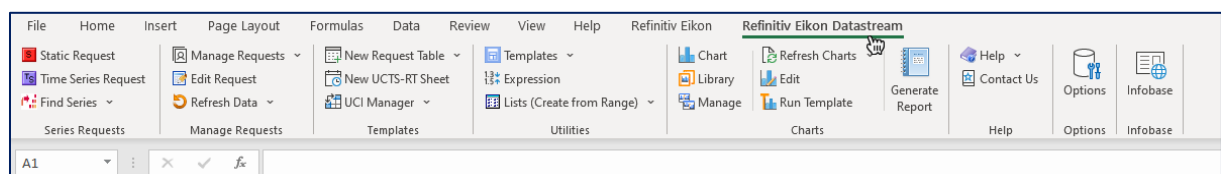
Open the tab for Refinitiv Eikon, log in and all the analysis tools should be open to use.



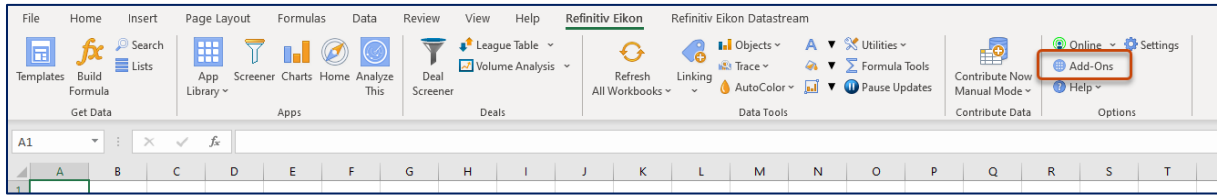
See that the connection status is “Online”, under the tab „ Refinitiv Eikon”.



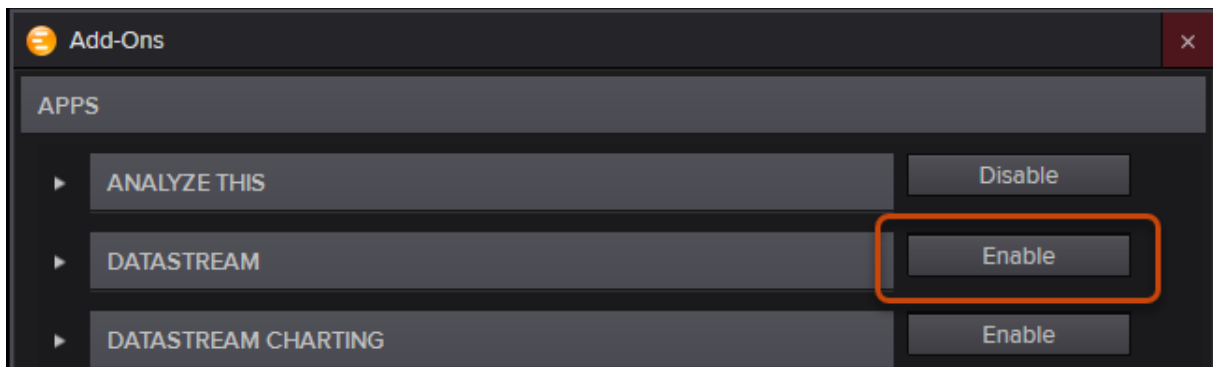
Refinitiv Eikon Datastream has its own tab in Excel.



If the tab Refinitiv Eikon Datastream is not shown, the plug-in can be activated manually. After the online connection is established, click Add-ons in the tab for Refinitiv Eikon.



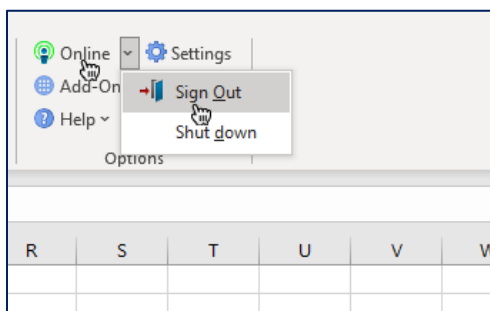
In the Eikon window that opens, click Enable on the APPS menu to the right of the Datastream box.



After the Datastream app has been installed, Eikon Microsoft Excel may need to be restarted. After restarting Excel, you should see the “Refinitiv Eikon Datastream” tab.

Make sure that under the “Refinitiv Eikon Datastream” tab the online connection with Refinitiv Eikon is established via Sign In (see above) to enable the Datastream access.

Sign out after use.



Use Refinitiv web Page for training videos.

They are free, but you must register with your name and student email to get access to them.

Whether you just need the essentials or are interested in a specific feature of Eikon, you can visit the training page anytime to take advantage of online tutorials. Alternatively, access the Training app in your Eikon by typing 'training' in the search bar.

<https://training.refinitiv.com/datastream/>

<https://training.refinitiv.com/datastream/?mkt=173>

<https://training.refinitiv.com/eikon>

<https://training.refinitiv.com/eikon/?mkt=149>

<https://www.refinitiv.com/en/support-and-training/eikon-training>

<https://www.refinitiv.com/en/support-and-training/datastream-training>

ⁱ At the present time, Eikon cannot be installed natively on Mac[®] operating systems so users would need virtualization software to run in Windows to get the full desktop experience. Virtualization software support is offered on a 'best-effort' basis. However, users can access a zero-footprint version in their web browser (Chrome/Safari).

<https://www.refinitiv.com/en/support-and-training/eikon-training>